REVISIONS				
REV.	EN NO.	DATE	DRAWN BY	APPROVED
A			AM	JAS

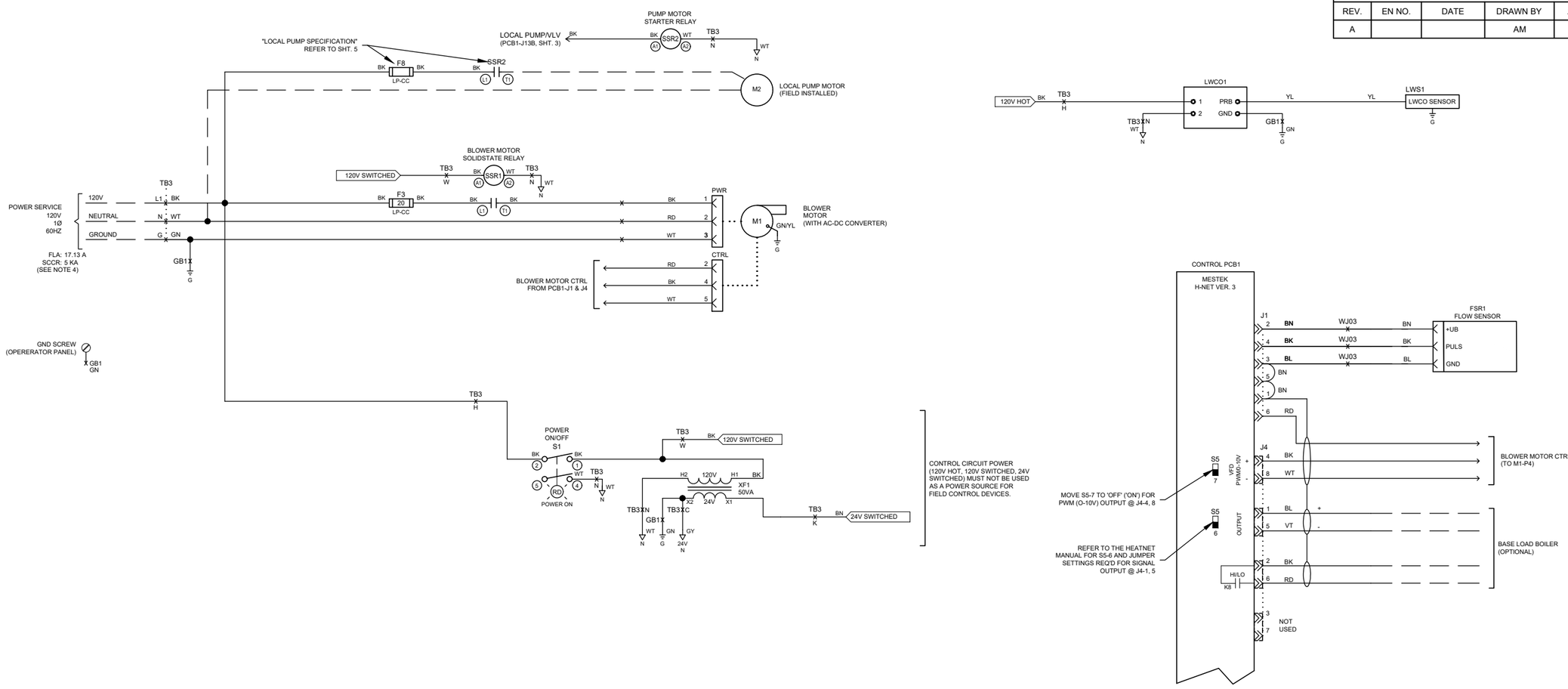

NOTES:

1. WIRE COLOR:
   BK-BLACK, BL-BLUE, BN-BROWN, GN-GREEN,
   GY-GRAY, OR-ORANGE, PK-PINK, VT-VIOLET,
   RD-RED, WT-WHITE, YL-YELLOW,
   BK/YL-BLACK WITH YELLOW STRIPE,
   GN/YL-GREEN WITH YELLOW STRIPE,
   ( )-INDICATES WIRE FROM DEVICE

2. WIRE CODE:
   - FACTORY WIRING,
   - FIELD WIRING,
   - WIRING WITH SPECIAL NOTE,
   - MULTI-CONDUCTOR CABLE WITH SHIELD,
   - DRAIN WIRE,
   - JUNCTION,
   - CONTINUATION,
   - COMMON

3. AC/DC VOLTAGE MARKINGS
   "V" & "VAC" INDICATE "VOLTS AC"
   "VDC" INDICATES "VOLTS DC"

4. POWER SERVICE FLA DOES NOT INCLUDE RATINGS FROM 'LOCAL PUMP'. IF INSTALLED, ADD PUMP FLA TO GET THE TOTAL.

5. FOR MULTIPLE BOILERS OPERATING WITH SYSTEM AIR DAMPER IN MASTER/MEMBER CONFIGURATION: CONNECT AIR DAMPER SWITCH TO PCB J12B-7 & 8 ON MASTER BOILER. ADD JUMPER FROM J12B-7 ON MASTER BOILER TO J12B-7 ON ALL MEMBER BOILERS.

6. IF USING H-NET 'LITE' CONTROL PCB: HEATNET ONLINE, STAGE 2, 3, 4, AND SYSTEM PUMP 2 OUTPUTS ARE NOT AVAILABLE.

7. PSW AND TH NOT USED ON FENWAL 35-705601-001

DIVISION	PRODUCT	DRAWN BY	DATE	DRAWING DESCRIPTION			
RBI	RB0725	AM	09/15/22	LADDER DIAGRAM			
THE PRINT AND ALL INFORMATION THEREON IS PROPERTY OF THE DIVISION OF MESTEK, INC. NEITHER THE PRINT NOR THE INFORMATION THEREON MAY BE REPRODUCED OR USED IN ANY MANNER WHATSOEVER OR DIVULGED TO ANY OTHER PERSON UNLESS SPECIFICALLY AUTHORIZED BY MESTEK, INC.		CHECKED BY AM	DATE 07/22/20	DRAWING NUMBER RB0725N##A#0##91X8M2			
		APPROVED BY JAS	DATE 07/22/20	SHEET 1 OF 9	SHEET SIZE B	SCALE N/A	REVISION A

01/30/23

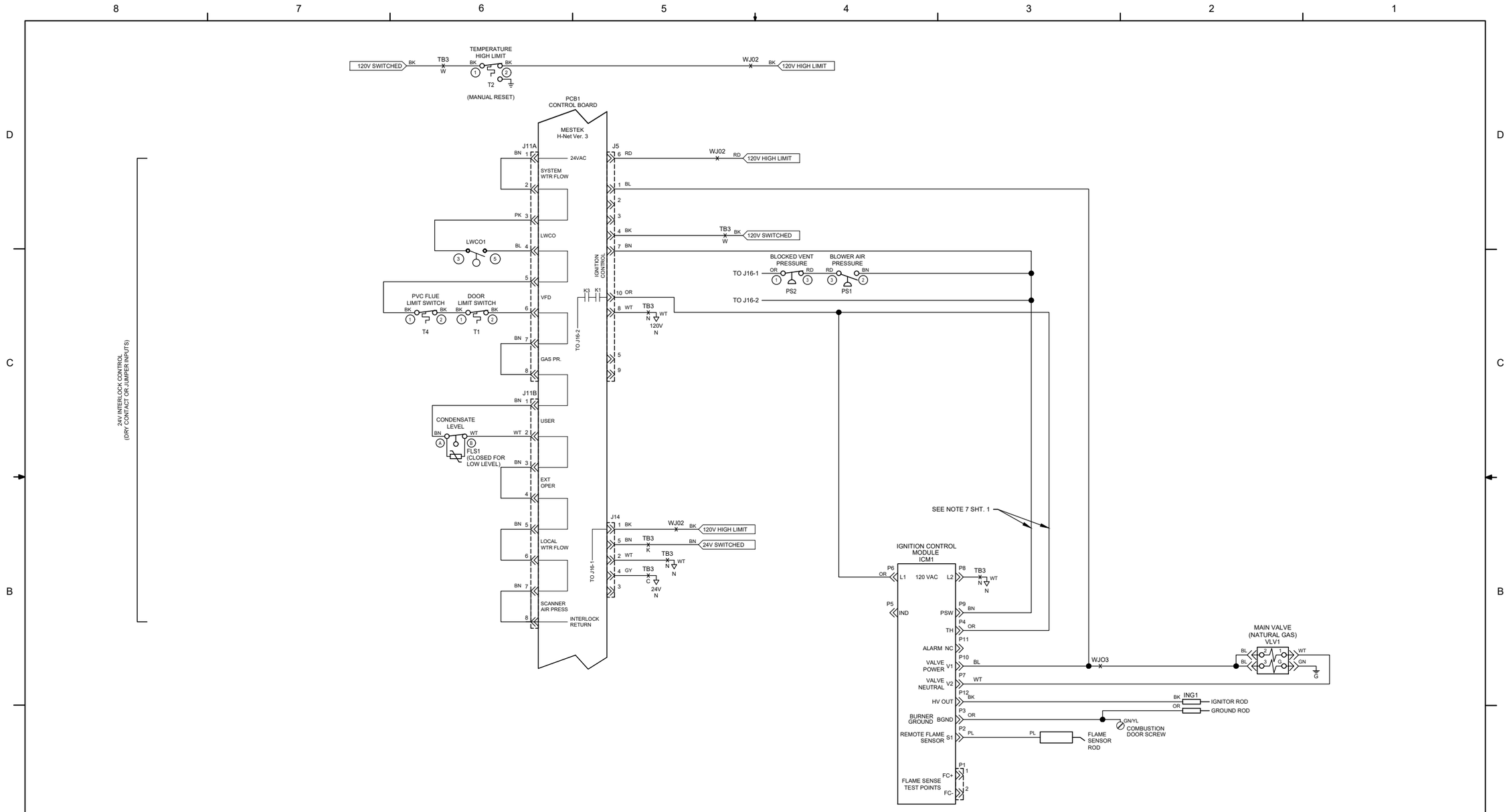

DIVISION	DRAWING DESCRIPTION			
RBI	LADDER DIAGRAM			
PRODUCT	DRAWING NUMBER			
RB0725	RB0725N##A#0##91X8M2			
	SHEET	SHEET SIZE	SCALE	REVISION
	2 OF 9	B	N/A	A

01/30/23

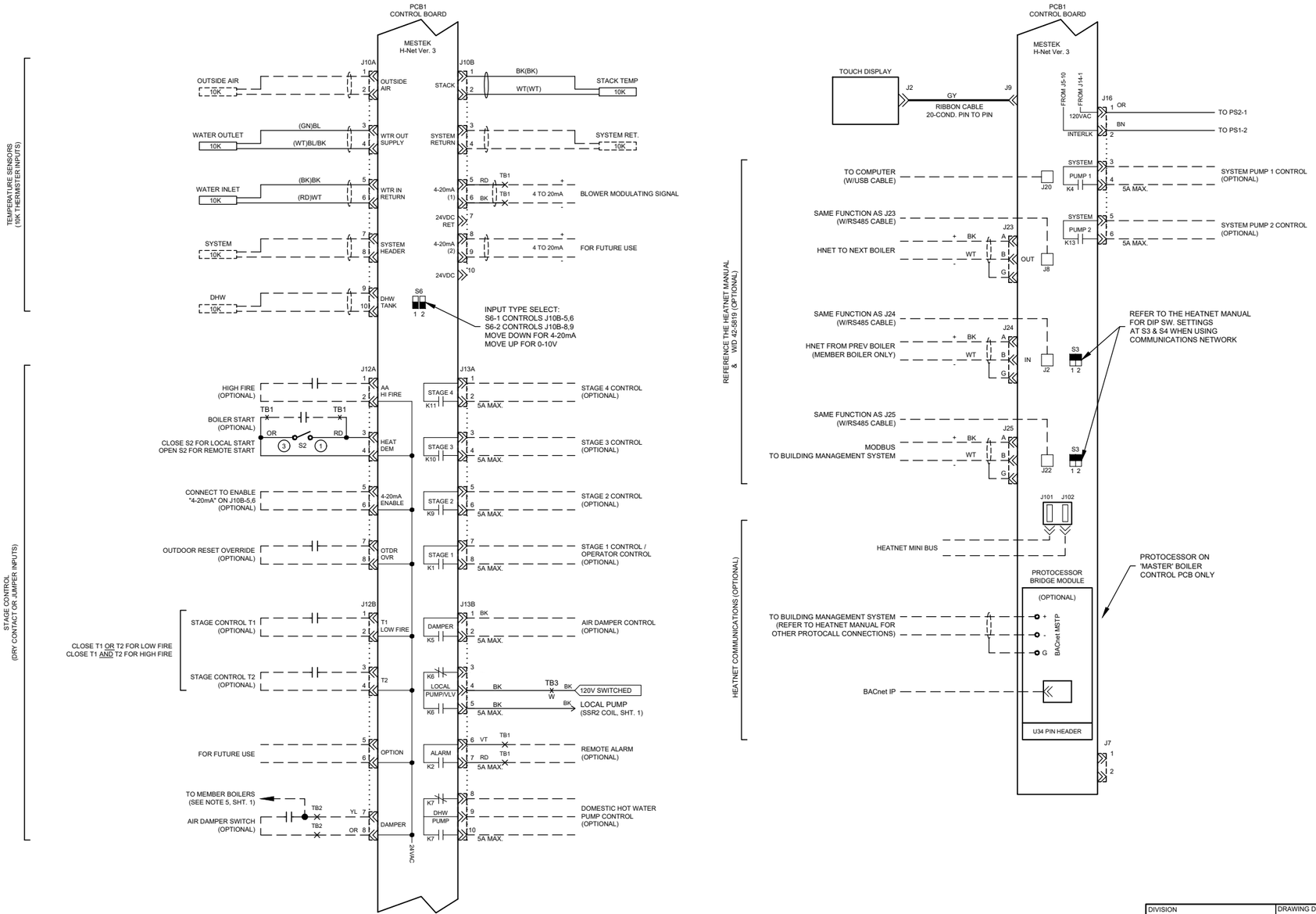

DIVISION	DRAWING DESCRIPTION			
RBI	LADDER DIAGRAM			
PRODUCT	DRAWING NUMBER			
RB0725	RB0725N##A#0##91X8M2			
	SHEET	SHEET SIZE	SCALE	REVISION
	3 OF 9	B	N/A	A

01/30/23

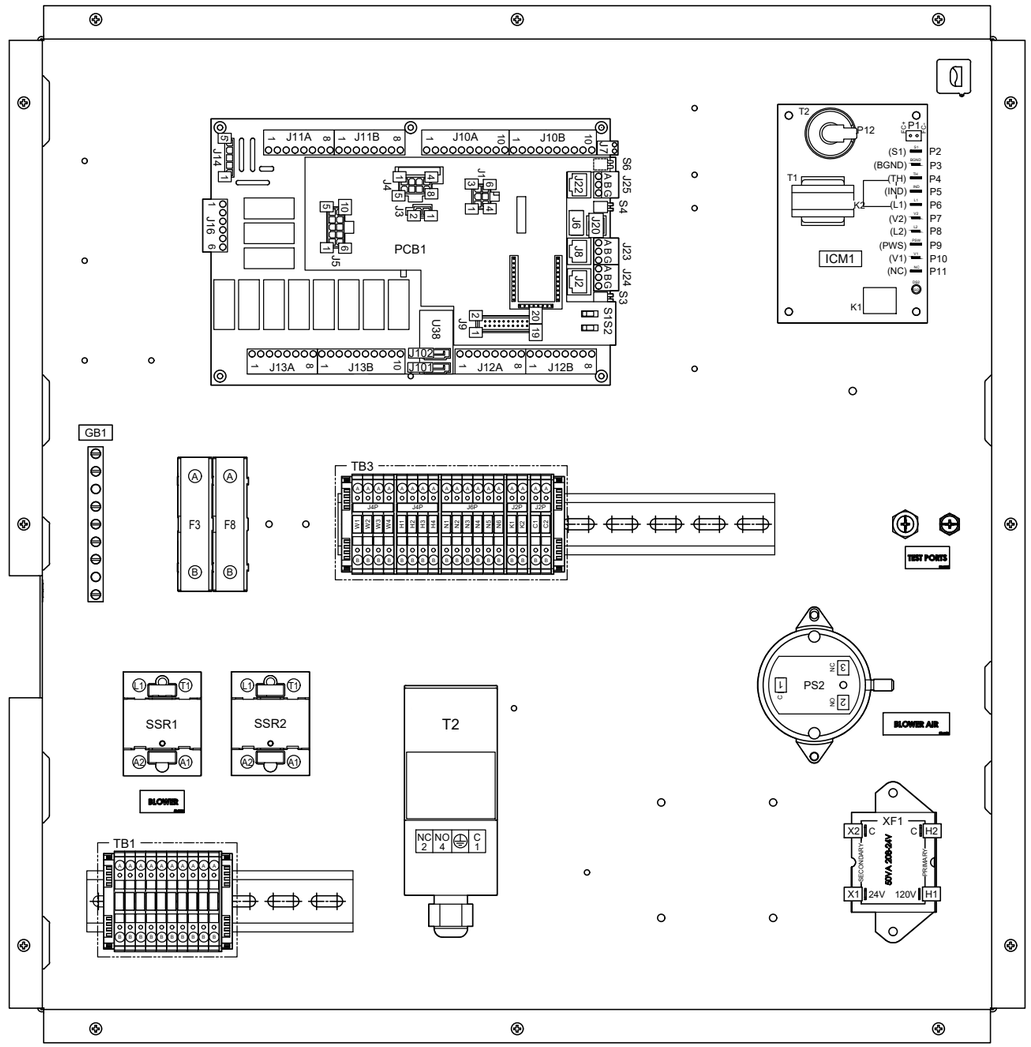

DIVISION	DRAWING DESCRIPTION			
RBI	CONNECTION DIAGRAM			
PRODUCT	DRAWING NUMBER			
RB0725	RB0725N##A#0##91X8M2			
	SHEET	SHEET SIZE	SCALE	REVISION
	4 OF 9	B	N/A	A

01/30/23

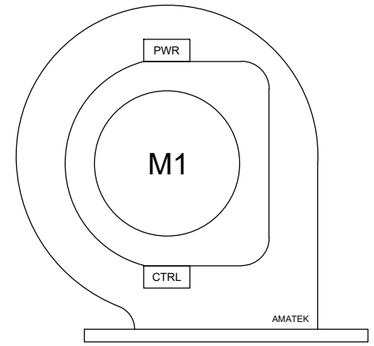

BLOWER MOTOR
(WITH AC-DC CONVERTER)

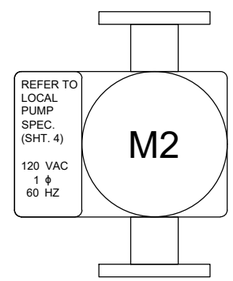

LOCAL PUMP MOTOR
(FIELD INSTALLED)

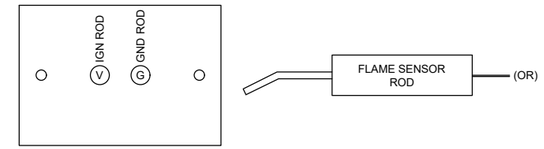

IGNITOR ASSEMBLY

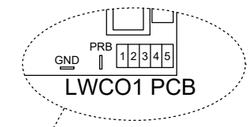

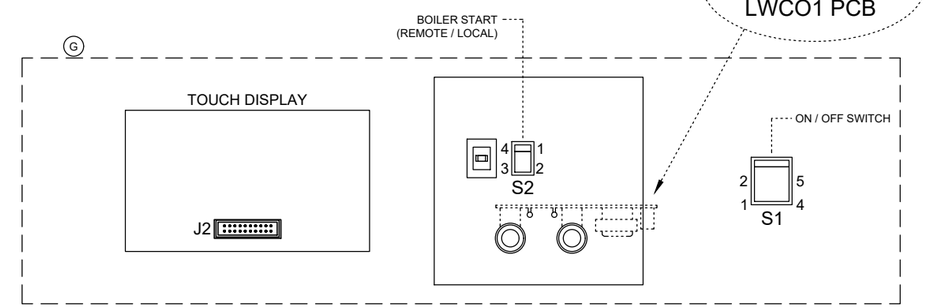

OPERATOR PANEL (FRONT VIEW)

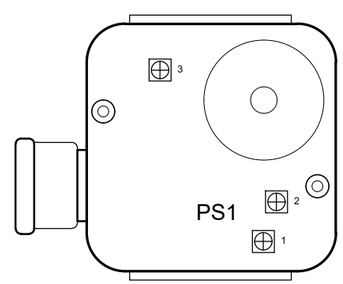

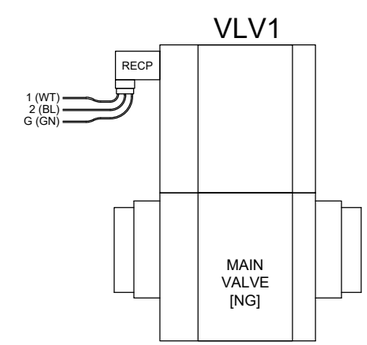

DIVISION	DRAWING DESCRIPTION			
RBI	LADDER DIAGRAM			
PRODUCT	DRAWING NUMBER			
RB0725	RB0725N##A#0##91X8M2			
	SHEET	SHEET SIZE	SCALE	REVISION
	5 OF 9	B	N/A	A

01/30/23

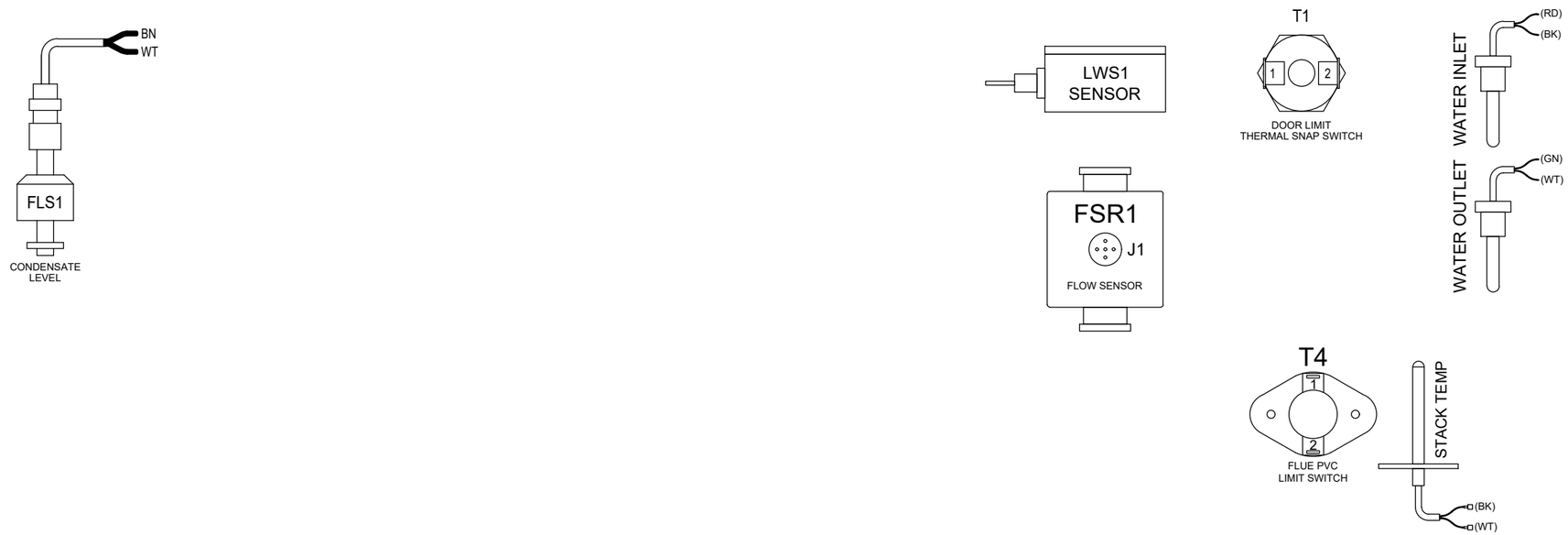

DIVISION	DRAWING DESCRIPTION			
RBI	CONNECTION DIAGRAM			
PRODUCT	DRAWING NUMBER			
RB0725	RB0725N##A#0##91X8M2			
	SHEET	SHEET SIZE	SCALE	REVISION
	6 OF 9	B	N/A	A

01/30/23

		SOURCE						DESTINATION			
#	HARNESS	COMPONENT	SHT #	TERMINATION	GAUGE	COLOR	LENGTH	COMPONENT	SHT #	TERMINATION	WIRE DETAILS
1	-	Power Service - L1	-	-	-	-	-	TB3-H1-A	4	STRIPPED	FIELD WIRED ACCORDING TO LOCAL GUIDELINES AND THE NATIONAL ELECTRICAL CODE
2	-	Power Service - N	-	-	-	-	-	TB3-N1-A	4	STRIPPED	FIELD WIRED ACCORDING TO LOCAL GUIDELINES AND THE NATIONAL ELECTRICAL CODE
3	-	Power Service - G	-	-	-	-	-	GB1	4	STRIPPED	FIELD WIRED ACCORDING TO LOCAL GUIDELINES AND THE NATIONAL ELECTRICAL CODE
4	-	TB3-N4-A	4	STRIPPED	-	-	-	M2	-	-	-
5	-	SSR2-T1	4	STRIPPED	-	-	-	M2	-	-	-
6	-	TB3-H2-A	4	STRIPPED	12 AWG	BLACK	tbd	DIN1-F3-A	4	STRIPPED	SINGLE-CONDUCTOR, 10 AWG, 600V, TINNED COPPER, UL STYLE 1015, PVC INSULATED
7	-	DIN1-F3-B	4	STRIPPED	12 AWG	BLACK	tbd	SSR1-L1	4	STRIPPED	SINGLE-CONDUCTOR, 10 AWG, 600V, TINNED COPPER, UL STYLE 1015, PVC INSULATED
8	-	TB3-W1-B	4	STRIPPED	18 AWG	BLACK	tbd	SSR1-A1	4	STRIPPED	SINGLE-CONDUCTOR, 18 AWG (16 x 30), 600V, TINNED COPPER, UL STYLE 1015, PVC INSULATED
9	-	SSR1-A2	5	STRIPPED	18 AWG	WHITE	tbd	TB3-N1-B	4	STRIPPED	SINGLE-CONDUCTOR, 18 AWG (16 x 30), 600V, TINNED COPPER, UL STYLE 1015, PVC INSULATED
10	-	TB3-W1-A	4	STRIPPED	18 AWG	BLACK	tbd	XF1-H1	4	FASTON	SINGLE-CONDUCTOR, 18 AWG (16 x 30), 600V, TINNED COPPER, UL STYLE 1015, PVC INSULATED
11	-	XF1-X1	4	FASTON	18 AWG	BROWN	tbd	TB3-K1-B	4	STRIPPED	SINGLE-CONDUCTOR, 18 AWG (16 x 30), 600V, TINNED COPPER, UL STYLE 1015, PVC INSULATED
12	-	XF1-X2	4	FASTON	18 AWG	GRAY	tbd	TB3-C1-B	4	STRIPPED	SINGLE-CONDUCTOR, 18 AWG (16 x 30), 600V, TINNED COPPER, UL STYLE 1015, PVC INSULATED
13	-	XF1-H2	4	FASTON	18 AWG	WHITE	tbd	TB3-N2-B	4	STRIPPED	SINGLE-CONDUCTOR, 18 AWG (16 x 30), 600V, TINNED COPPER, UL STYLE 1015, PVC INSULATED
14	-	GB1	4	STRIPPED	18 AWG	GREEN	tbd	XF1-X2	4	FASTON	SINGLE-CONDUCTOR, 18 AWG (16 x 30), 600V, TINNED COPPER, UL STYLE 1015, PVC INSULATED
15	-	PCB1-J13B-4	4	STRIPPED	18 AWG	BLACK	tbd	TB3-W2-B	4	STRIPPED	SINGLE-CONDUCTOR, 12 AWG (65 x 30), 600V, TINNED COPPER, UL STYLE 1015, PVC INSULATED
16	-	PCB1-J13B-5	4	STRIPPED	18 AWG	BLACK	tbd	SSR2-A1	5	STRIPPED	SINGLE-CONDUCTOR, 18 AWG (16 x 30), 600V, TINNED COPPER, UL STYLE 1015, PVC INSULATED
17	-	SSR2-A2	5	STRIPPED	18 AWG	WHITE	tbd	TB3-N6-A	4	STRIPPED	SINGLE-CONDUCTOR, 18 AWG (16 x 30), 600V, TINNED COPPER, UL STYLE 1015, PVC INSULATED
18	-	TB3-H3-A	4	STRIPPED	12 AWG	BLACK	tbd	DIN1-F8-A	4	STRIPPED	SINGLE-CONDUCTOR, 10 AWG (16 x 30), 600V, TINNED COPPER, UL STYLE 1015, PVC INSULATED
19	-	DIN1-F8-B	4	STRIPPED	12 AWG	BLACK	tbd	SSR2-L1	5	STRIPPED	SINGLE-CONDUCTOR, 10 AWG (16 x 30), 600V, TINNED COPPER, UL STYLE 1015, PVC INSULATED
20	40-0406-006	SSR1-T1	5	STRIPPED	12 AWG	BLACK	35	M1-PWR-1	5	JACK (3 PIN)	MULTI-CONDUCTOR (3), 10 AWG, 600V, PVC INSULATED
	40-0406-006	TB3-N2-A	-	STRIPPED	12 AWG	RED	35	M1-PWR-2	5	JACK (3 PIN)	
	40-0406-006	GB1	-	STRIPPED	12 AWG	WHITE	35	M1-PWR-3	5	JACK (3 PIN)	
21	-	ELECTRICAL PANEL (G)	4	STRIPPED	18 AWG	GREEN	tbd	OPERATOR PANEL (G)	5	RING	SINGLE-CONDUCTOR, 18 AWG (16 x 30), 600V, TINNED COPPER, UL STYLE 1015, PVC INSULATED
22	40-0408-003 P01	LWS1-1	6	STRIPPED	18 AWG	YELLOW	tbd	LWCO1-PRB	5	FASTON	SINGLE-CONDUCTOR, 18 AWG (16 x 30), 600V, TINNED COPPER, UL STYLE 1015, PVC INSULATED
23	40-0408-003 P02	TB3-N3-B	4	STRIPPED	18 AWG	WHITE	tbd	LWCO1-2	5	FORK	SINGLE-CONDUCTOR, 18 AWG (16 x 30), 600V, TINNED COPPER, UL STYLE 1015, PVC INSULATED
								S1-4	5	FASTON	SINGLE-CONDUCTOR, 18 AWG (16 x 30), 600V, TINNED COPPER, UL STYLE 1015, PVC INSULATED
24	40-0408-003 P03	PCB1-J11A-3	4	STRIPPED	18 AWG	PINK	tbd	LWCO1-3	5	FORK	SINGLE-CONDUCTOR, 18 AWG (16 x 30), 600V, TINNED COPPER, UL STYLE 1015, PVC INSULATED
25	40-0408-003 P04	PCB1-J11A-4	4	STRIPPED	18 AWG	BLUE	tbd	LWCO1-5	5	FORK	SINGLE-CONDUCTOR, 18 AWG (16 x 30), 600V, TINNED COPPER, UL STYLE 1015, PVC INSULATED
26	40-0408-003 P05	GB1	4	STRIPPED	18 AWG	GREEN	tbd	LWCO1-GND	5	FASTON	SINGLE-CONDUCTOR, 18 AWG (16 x 30), 600V, TINNED COPPER, UL STYLE 1015, PVC INSULATED
27	40-0408-003 P06	TB1-3A	4	STRIPPED	18 AWG	RED	tbd	S2-1	5	FASTON	SINGLE-CONDUCTOR, 18 AWG (16 x 30), 600V, TINNED COPPER, UL STYLE 1015, PVC INSULATED
								PCB1-J12A-3	5	STRIPPED	
28	40-0408-003 P07	TB1-4A	4	STRIPPED	18 AWG	ORANGE	tbd	S2-3	5	FASTON	SINGLE-CONDUCTOR, 18 AWG (16 x 30), 600V, TINNED COPPER, UL STYLE 1015, PVC INSULATED
								PCB1-J12A-4	5	STRIPPED	
29	40-0408-003 P08	TB3-W2-A	4	STRIPPED	18 AWG	BLACK	tbd	S1-1	5	FASTON	SINGLE-CONDUCTOR, 18 AWG (16 x 30), 600V, TINNED COPPER, UL STYLE 1015, PVC INSULATED
30	40-0408-003 P09	TB3-H1-B	4	STRIPPED	18 AWG	BLACK	tbd	LWCO1-1	5	FORK	SINGLE-CONDUCTOR, 18 AWG (16 x 30), 600V, TINNED COPPER, UL STYLE 1015, PVC INSULATED
								S1-2	5	FASTON	SINGLE-CONDUCTOR, 18 AWG (16 x 30), 600V, TINNED COPPER, UL STYLE 1015, PVC INSULATED
31	40-0405-005	PCB1-J14-1	4	JACK (5 PIN)	18 AWG	BLACK	tbd	<WJ02> 120V HIGH LIMIT	4	STRIPPED	SINGLE-CONDUCTOR, 18 AWG (16 x 30), 600V, TINNED COPPER, UL STYLE 1015, PVC INSULATED
32	40-0405-005	PCB1-J14-2	4	JACK (5 PIN)	18 AWG	WHITE	tbd	TB3-N5-A	4	STRIPPED	SINGLE-CONDUCTOR, 18 AWG (16 x 30), 600V, TINNED COPPER, UL STYLE 1015, PVC INSULATED
33	40-0405-005	PCB1-J14-4	4	JACK (5 PIN)	18 AWG	GRAY	tbd	TB3-C2-A	4	STRIPPED	SINGLE-CONDUCTOR, 18 AWG (16 x 30), 600V, TINNED COPPER, UL STYLE 1015, PVC INSULATED
34	40-0405-005	PCB1-J14-5	4	JACK (5 PIN)	18 AWG	BROWN	tbd	TB3-K1-A	4	STRIPPED	SINGLE-CONDUCTOR, 18 AWG (16 x 30), 600V, TINNED COPPER, UL STYLE 1015, PVC INSULATED
35	40-0401-001	PCB1-J1-1	4	JACK (6 PIN)	20 AWG	BROWN	tbd	PCB1-J1-3	4	JACK (6 PIN)	SINGLE-CONDUCTOR, 20 AWG (10 x 30), 600V, TINNED COPPER, UL STYLE 1015, PVC INSULATED

NOTES:

——— SEPARATOR BETWEEN TABLE ENTRIES.

– – – – – – – – SEPARATOR BETWEEN CONDUCTORS WITHIN TABLE ENTRY.

▲ INDICATES THE TABLE ENTRY CONTINUED FROM PREVIOUS SHEET.

▼ INDICATES THE TABLE ENTRY CONTINUES TO NEXT SHEET.

<WJ> ENTRIES THAT SPECIFY <WJ#> FOR THE COMPONENT, WHERE "#" IS AN INTEGER, ARE REFERENCING A WIRE JUNCTION (USUALLY A SPLICE OR HARNESS INTERFACE). WIRE JUNCTIONS DO NOT APPEAR ON THE CONNECTION DIAGRAM BUT ARE INSTEAD SHOWN ON THE LADDER DIAGRAM SHEET INDICATED BY THE ENTRY.

DIVISION: RBI	DRAWING DESCRIPTION: CONNECTION TABLE		
PRODUCT: RB0725	DRAWING NUMBER: RB0725N##A#0##91X8M2		
	SHEET: 7 OF 9	SHEET SIZE: B	SCALE: N/A	REVISION: A

01/30/23

		SOURCE						DESTINATION			
#	HARNESS	COMPONENT	SHT #	TERMINATION	GAUGE	COLOR	LENGTH	COMPONENT	SHT #	TERMINATION	WIRE DETAILS
36	40-0401-001	PCB1-J1-3	4	JACK (6 PIN)	20 AWG	BROWN	tbd	PCB1-J1-5	4	JACK (6 PIN)	SINGLE-CONDUCTOR, 20 AWG (10 x 30), 600V, TINNED COPPER, UL STYLE 1015, PVC INSULATED
37	40-0401-001	PCB1-J1-3	4	JACK (6 PIN)	20 AWG	BLUE	tbd	<WJ03>	-	JACK (5 PIN)	SINGLE-CONDUCTOR, 20 AWG (10 x 30), 600V, TINNED COPPER, UL STYLE 1015, PVC INSULATED
38	40-0401-001	PCB1-J1-2	4	JACK (6 PIN)	20 AWG	BROWN	tbd	<WJ03>	-	JACK (5 PIN)	SINGLE-CONDUCTOR, 20 AWG (10 x 30), 600V, TINNED COPPER, UL STYLE 1015, PVC INSULATED
39	40-0401-001	PCB1-J1-4	4	JACK (6 PIN)	20 AWG	BLACK	tbd	<WJ03>	-	JACK (5 PIN)	SINGLE-CONDUCTOR, 20 AWG (10 x 30), 600V, TINNED COPPER, UL STYLE 1015, PVC INSULATED
40	40-0415-003	<WJ03>	4	PLUG (5 PIN)	20 AWG	BLUE	tbd	FSR1-GND	-	-	SINGLE-CONDUCTOR, 20 AWG (10 x 30), 600V, TINNED COPPER, UL STYLE 1015, PVC INSULATED
41	40-0415-003	<WJ03>	4	PLUG (5 PIN)	20 AWG	BROWN	tbd	FSR1-UB+	-	-	SINGLE-CONDUCTOR, 20 AWG (10 x 30), 600V, TINNED COPPER, UL STYLE 1015, PVC INSULATED
42	40-0415-003	<WJ03>	4	PLUG (5 PIN)	20 AWG	BLACK	tbd	FSR1-PULS	-	-	SINGLE-CONDUCTOR, 20 AWG (10 x 30), 600V, TINNED COPPER, UL STYLE 1015, PVC INSULATED
43	40-0401-001	PCB1-J1-6	4	JACK (6 PIN)	20 AWG	RED	tbd	M1-CTRL-2	5	PLUG (5 PIN)	MULTI-CONDUCTOR (3), 20 AWG (10 x 30), 600V, TINNED COPPER, 100% FOIL SHIELD, 24 AWG DRAIN WIRE, PVC INSULATED
	40-0401-001	PCB1-J4-4	4	JACK (8 PIN)	20 AWG	BLACK	tbd	M1-CTRL-4	5	PLUG (5 PIN)	
	40-0401-001	PCB1-J4-8	4	JACK (8 PIN)	20 AWG	WHITE	tbd	M1-CTRL-5	5	PLUG (5 PIN)	
44	40-0401-001	PCB1-J4-1	4	JACK (8 PIN)	20 AWG	BLUE	tbd	-	-	-	MULTI-CONDUCTOR (2), 20 AWG (10 x 30), 600V, TINNED COPPER, 100% FOIL SHIELD, 22 AWG DRAIN WIRE, PVC INSULATED
	40-0401-001	PCB1-J4-5	4	JACK (8 PIN)	20 AWG	VIOLET	tbd	-	-	-	
45	40-0401-001	PCB1-J4-2	4	JACK (8 PIN)	20 AWG	BLACK	tbd	-	-	-	MULTI-CONDUCTOR (2), 20 AWG (10 x 30), 600V, TINNED COPPER, 100% FOIL SHIELD, 22 AWG DRAIN WIRE, PVC INSULATED
	40-0401-001	PCB1-J4-6	4	JACK (8 PIN)	20 AWG	RED	tbd	-	-	-	
46	40-0403-003	PCB1-J5-1	4	JACK (10 PIN)	20 AWG	BLUE	tbd	<WJ03>	-	STRIPPED	SINGLE-CONDUCTOR, 20 AWG (10 x 30), 600V, TINNED COPPER, UL STYLE 1015, PVC INSULATED
47	40-0403-003	PCB1-J5-4	4	JACK (10 PIN)	20 AWG	BLACK	tbd	TB3-W3-A	4	STRIPPED	SINGLE-CONDUCTOR, 20 AWG (10 x 30), 600V, TINNED COPPER, UL STYLE 1015, PVC INSULATED
48	40-0403-003	PCB1-J5-6	4	JACK (10 PIN)	20 AWG	RED	tbd	<WJ02> 120V HIGH LIMIT	-	STRIPPED	SINGLE-CONDUCTOR, 20 AWG (10 x 30), 600V, TINNED COPPER, UL STYLE 1015, PVC INSULATED
49	-	PCB1-J16-1	4	STRIPPED	20 AWG	ORANGE	tbd	PS2-1	4	FASTON	SINGLE-CONDUCTOR, 20 AWG (10 x 30), 600V, TINNED COPPER, UL STYLE 1015, PVC INSULATED
50	40-0403-003	PCB1-J5-7	4	JACK (10 PIN)	20 AWG	BROWN	tbd	ICM1-PSW	4	FASTON	SINGLE-CONDUCTOR, 20 AWG (10 x 30), 600V, TINNED COPPER, UL STYLE 1015, PVC INSULATED
								PS1-2	4	FASTON	SINGLE-CONDUCTOR, 20 AWG (10 x 30), 600V, TINNED COPPER, UL STYLE 1015, PVC INSULATED
								PCB1-J16-2	4	STRIPPED	SINGLE-CONDUCTOR, 20 AWG (10 x 30), 600V, TINNED COPPER, UL STYLE 1015, PVC INSULATED
51	-	PS2-3	4	FASTON	20 AWG	RED	tbd	PS1-3	4	FASTON	SINGLE-CONDUCTOR, 20 AWG (10 x 30), 600V, TINNED COPPER, UL STYLE 1015, PVC INSULATED
52	40-0403-003	PCB1-J5-8	4	JACK (10 PIN)	20 AWG	WHITE	tbd	TB3-N6-A	4	STRIPPED	SINGLE-CONDUCTOR, 20 AWG (10 x 30), 600V, TINNED COPPER, UL STYLE 1015, PVC INSULATED
53	40-0403-003	PCB1-J5-10	4	JACK (10 PIN)	20 AWG	ORANGE	tbd	ICM1-TH	4	FASTON	SINGLE-CONDUCTOR, 20 AWG (10 x 30), 600V, TINNED COPPER, UL STYLE 1015, PVC INSULATED
								ICM1-L1	4	FASTON	SINGLE-CONDUCTOR, 20 AWG (10 x 30), 600V, TINNED COPPER, UL STYLE 1015, PVC INSULATED
54	-	TB3-W2-B	4	STRIPPED	18 AWG	BLACK	tbd	T2-1	4	STRIPPED	SINGLE-CONDUCTOR, 18 AWG (16 x 30), 600V, TINNED COPPER, UL STYLE 1015, PVC INSULATED
55	-	GB1	4	STRIPPED	18 AWG	GREEN	tbd	T2-GND	4	STRIPPED	SINGLE-CONDUCTOR, 18 AWG (16 x 30), 600V, TINNED COPPER, UL STYLE 1015, PVC INSULATED
56	40-0403-003	T2-2	4	STRIPPED	18 AWG	BLACK	tbd	<WJ02> 120V HIGH LIMIT	4	STRIPPED	SINGLE-CONDUCTOR, 18 AWG (16 x 30), 600V, TINNED COPPER, UL STYLE 1015, PVC INSULATED
57	40-0403-003	ICM1-V1	4	FASTON	18 AWG	BLUE	tbd	<WJ03>	-	STRIPPED	SINGLE-CONDUCTOR, 18 AWG (16 x 30), 600V, TINNED COPPER, UL STYLE 1015, PVC INSULATED
58	-	ICM1-L2	4	FASTON	18 AWG	WHITE	tbd	TB3-N6-B	4	STRIPPED	SINGLE-CONDUCTOR, 18 AWG (16 x 30), 600V, TINNED COPPER, UL STYLE 1015, PVC INSULATED
59	40-0418-001	VLV1-PLUG (1)	6	PLUG (4 PIN)	18 AWG	WHITE	tbd	ICM1-V2	4	FASTON	SINGLE-CONDUCTOR, 18 AWG (16 x 30), 600V, TINNED COPPER, UL STYLE 1015, PVC INSULATED
60	40-0418-001	VLV1-PLUG (2)	6	PLUG (4 PIN)	18 AWG	BLUE	tbd	<WJ03>	-	STRIPPED	SINGLE-CONDUCTOR, 18 AWG (16 x 30), 600V, TINNED COPPER, UL STYLE 1015, PVC INSULATED
61	40-0418-001	VLV1-PLUG (GND)	6	PLUG (4 PIN)	18 AWG	GREEN/YELLOW	tbd	GB1	4	STRIPPED	SINGLE-CONDUCTOR, 18 AWG (16 x 30), 600V, TINNED COPPER, UL STYLE 1015, PVC INSULATED
62	40-0418-001	VLV1-PLUG (2)	6	PLUG (4 PIN)	18 AWG	BLUE	tbd	VLV1-PLUG (3)	4	STRIPPED	SINGLE-CONDUCTOR, 18 AWG (16 x 30), 600V, TINNED COPPER, UL STYLE 1015, PVC INSULATED
63	40-0420-001	ICM1-H.V.OUT	4	FASTON	-	BLACK	tbd	IGNITOR ROD	6	ANGLE BOOT	MAGNECOR ELECTROSPORTS 70
64	40-0420-002	ICM1-B.GND	4	FASTON	18 AWG	ORANGE	tbd	GROUND ROD	6	ANGLE BOOT	HIGH-VOLTAGE, INSULATED, SGI 250
					18 AWG	GREEN/YELLOW	tbd	COMBUSTION DOOR SCREW	6	RING	SINGLE-CONDUCTOR, 18 AWG (16 x 30), 600V, TINNED COPPER, UL STYLE 1015, PVC INSULATED
65	40-0420-003	ICM1-S1	4	FASTON	-	PURPLE	tbd	FLAME SENSE ROD	6	ANGLE BOOT	HIGH-VOLTAGE, INSULATED, SGI 250
66	-	PCB-J10B-1	4	STRIPPED	18 AWG	BLACK	tbd	STACK TEMP (BK)	6	SPLICE	MULTI-CONDUCTOR (2), 18 AWG (16 x 30), 600V, TINNED COPPER, 100% FOIL SHIELD, 24 AWG DRAIN WIRE, PVC INSULATED
	-	PCB-J10B-2	4	STRIPPED	18 AWG	WHITE	tbd	STACK TEMP (WT)	6	SPLICE	
67	-	PCB1-J10A-3	4	STRIPPED	20 AWG	BLUE	tbd	WATER OUTLET (GN)	6	SPLICE	MULTI-CONDUCTOR (3), 20 AWG (10 x 30), 600V, TINNED COPPER, 100% FOIL SHIELD,

▼ # 67 CONTINUES TO NEXT SHEET

DIVISION: RBI	DRAWING DESCRIPTION: CONNECTION TABLE
PRODUCT: RB0725	DRAWING NUMBER: RB0725N##A#0##91X8M2
	SHEET: 8 OF 9 · SHEET SIZE: B · SCALE: N/A · REVISION: A

01/30/23

▲ # 67 CONTINUED FROM PREVIOUS SHEET

		SOURCE						DESTINATION			
#	HARNESS	COMPONENT	SHT #	TERMINATION	GAUGE	COLOR	LENGTH	COMPONENT	SHT #	TERMINATION	WIRE DETAILS
67	-	PCB1-J10A-4	4	STRIPPED	20 AWG	BLUE/BLACK	tbd	WATER OUTLET (WT)	6	SPLICE	24 AWG DRAIN WIRE, PVC INSULATED
68	-	PCB1-J10A-5	4	STRIPPED	20 AWG	BLACK	tbd	WATER INLET (BK)	6	SPLICE	MULTI-CONDUCTOR (3), 20 AWG (10 x 30), 600V, TINNED COPPER, 100% FOIL SHIELD, 24 AWG DRAIN WIRE, PVC INSULATED
	-	PCB1-J10A-6	4	STRIPPED	20 AWG	WHITE	tbd	WATER INLET (RD)	6	SPLICE	
69	40-0115-002	PCB1-J9	4	JACK (20 PIN)	26 AWG	GRAY	tbd	DISPLAY-J2	5	JACK (20 PIN)	RIBBON CABLE, 20 CONDUCTOR, 26 AWG
70	-	PCB-J11B-1	4	STRIPPED	26 AWG	BROWN	tbd	FLS1-A	6	STRIPPED	SINGLE-CONDUCTOR, 18 AWG (16 x 30), 600V, TINNED COPPER, UL STYLE 1015, PVC INSULATED
71	-	PCB-J11B-2	4	STRIPPED	26 AWG	WHITE	tbd	FLS1-B	6	STRIPPED	SINGLE-CONDUCTOR, 18 AWG (16 x 30), 600V, TINNED COPPER, UL STYLE 1015, PVC INSULATED
72	-	PCB1-J11A-1	4	STRIPPED	18 AWG	BROWN	tbd	PCB1-J11A-2	4	STRIPPED	SINGLE-CONDUCTOR, 18 AWG (16 x 30), 600V, TINNED COPPER, UL STYLE 1015, PVC INSULATED
73	-	PCB1-J11A-7	4	STRIPPED	18 AWG	BROWN	tbd	PCB1-J11A-8	4	STRIPPED	SINGLE-CONDUCTOR, 18 AWG (16 x 30), 600V, TINNED COPPER, UL STYLE 1015, PVC INSULATED
74	-	PCB1-J11B-3	4	STRIPPED	18 AWG	BROWN	tbd	PCB1-J11B-4	4	STRIPPED	SINGLE-CONDUCTOR, 18 AWG (16 x 30), 600V, TINNED COPPER, UL STYLE 1015, PVC INSULATED
75	-	PCB1-J11B-5	4	STRIPPED	18 AWG	BROWN	tbd	PCB1-J11B-6	4	STRIPPED	SINGLE-CONDUCTOR, 18 AWG (16 x 30), 600V, TINNED COPPER, UL STYLE 1015, PVC INSULATED
76	-	PCB1-J11B-7	4	STRIPPED	18 AWG	BROWN	tbd	PCB1-J11B-8	4	STRIPPED	SINGLE-CONDUCTOR, 18 AWG (16 x 30), 600V, TINNED COPPER, UL STYLE 1015, PVC INSULATED
77	-	TB1-5A	4	STRIPPED	18 AWG	RED	tbd	PCB1-J10B-5	4	STRIPPED	MULTI-CONDUCTOR (2), 20 AWG (10 x 30), 600V, TINNED COPPER, 100% FOIL SHIELD, 24 AWG DRAIN WIRE, PVC INSULATED
	-	TB1-6A	4	STRIPPED	18 AWG	BLACK	tbd	PCB1-J10B-6	4	STRIPPED	
78	-	TB1-7A	4	STRIPPED	18 AWG	VIOLET	tbd	PCB1-J13B-6	4	STRIPPED	SINGLE-CONDUCTOR, 18 AWG (16 x 30), 600V, TINNED COPPER, UL STYLE 1015, PVC INSULATED
79	-	TB1-8A	4	STRIPPED	18 AWG	RED	tbd	PCB1-J13B-7	4	STRIPPED	SINGLE-CONDUCTOR, 18 AWG (16 x 30), 600V, TINNED COPPER, UL STYLE 1015, PVC INSULATED
80	-	T4-1	6	FASTON	18 AWG	BLACK	tbd	PCB1-J11A-5	4	STRIPPED	SINGLE-CONDUCTOR, 18 AWG (16 x 30), 600V, TINNED COPPER, UL STYLE 1015, PVC INSULATED
81	-	T1-2	6	FASTON	18 AWG	BLACK	tbd	PCB1-J11A-6	4	STRIPPED	SINGLE-CONDUCTOR, 18 AWG (16 x 30), 600V, TINNED COPPER, UL STYLE 1015, PVC INSULATED
82	-	T4-2	6	FASTON	18 AWG	BLACK	tbd	T1-1	4	FASTON	SINGLE-CONDUCTOR, 18 AWG (16 x 30), 600V, TINNED COPPER, UL STYLE 1015, PVC INSULATED

DIVISION: RBI	DRAWING DESCRIPTION: CONNECTION TABLE			
PRODUCT: RB0725	DRAWING NUMBER: RB0725N##A#0##91X8M2			
	SHEET: 9 OF 9	SHEET SIZE: B	SCALE: N/A	REVISION: A

01/30/23